

ESTO TABLES

Spec Sheet

ESTO

HEIGHT ADJUSTABLE TABLES



**QUICK
SHIP**
AVAILABLE

SHIPS IN 7-10 BUSINESS DAYS

ESTO has been meticulously crafted to endure the rigors of the classroom, while still delivering beautiful designs that embody both quality and durability. The ESTO line offers a full collection of classroom furniture that supports individual & collaborative learning.

MATERIALS:

- Top Options: ESTO HPL on Baltic Birch, Fenix® on Baltic Birch, or ESTO HPL w/ T-Molding
- HPL: Horizontal Grade High Pressure Laminate on Particle Board Core w/ Edge Banding or on Baltic Birch
- $\frac{3}{4}$ " Baltic Birch laminated Core density: 45 lbs.
- $1\frac{1}{8}$ " Particle Board Core Density: 45 lbs.
- T-Molding: 5mm Radius-PVC
- Legs:
 - Adjustable w/ Allen Wrench: 21"-32" (with glides), 23"-34" (with casters)
 - Powder coated upper & lower sections, Telescoping Collar for scratch prevention
 - Upper Tube: 14 Gauge 50mm Steel Tubing
 - Lower Tube: 16 Gauge 45mm Steel Tubing
 - Top Plate: 5 Gauge Steel Plate-7 Mounting Points
 - Gusset/Backpack Hook: 6 Gauge Steel Plate
 - Threaded End Cap: 10 Gauge Steel
- Casters: 2" Swivel Caster with Wheel Brake -Housing made of Polyamide. Colored wheel center made of Polyamide, Non-marking Tread: Polyurethane. Weight Load -110 dynamic/220 static each
- Glides: Polyamide 6 (PA6) non-marking nylon -Weight Load: 300 static each
- Integrated Steel Frame: Only in High Pressure Laminate w/ Particle Board Core Tops
 - $\frac{1}{2}$ " Square Solid Steel Bar Welded at intersection points
 - $\frac{1}{4}$ "-20 Tapped holes for mounting legs

STANDARD FEATURES:

- Integrated Backpack Hooks/Gussets on Legs
- Height Adjustable Legs (On Glides- 21"-32"/ On Casters: 23"-34")
- Glides
- All ADA Compliant

OPTIONS/UPGRADES:

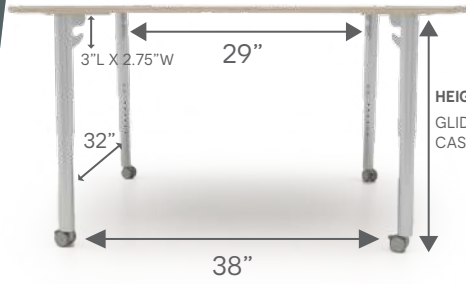
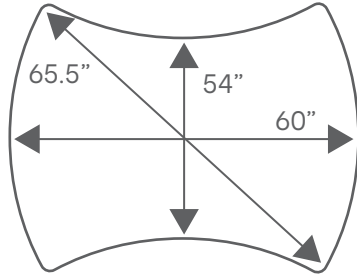
- 5 Top Shapes- Rectangle, Hyve, Wave, Hourglass, or Horseshoe
- 3 Top Types-See pg. 2
- Leg Options: All Legs with or No Legs with Backpack Hooks
- 2" Colored Casters

ESTO TABLES

Spec Sheet

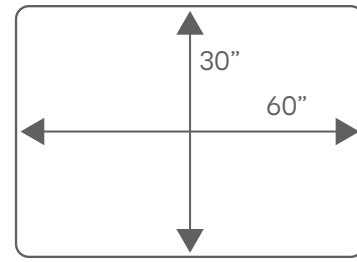
DIMENSIONS

HOURGLASS



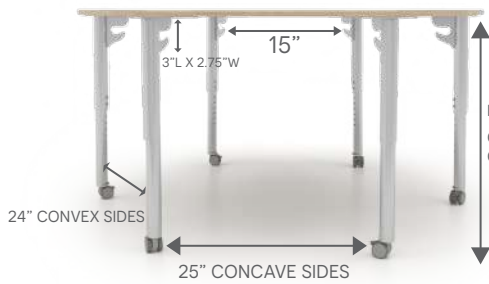
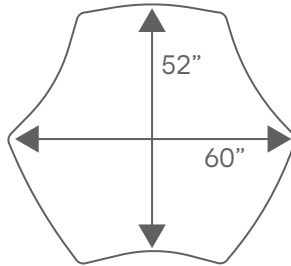
HEIGHT ADJUSTABLE:
GLIDES: 21"-32"
CASTERS: 23"-34"

RECTANGLE



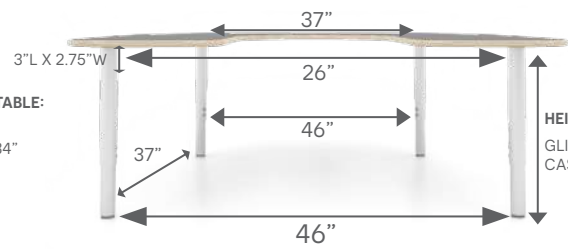
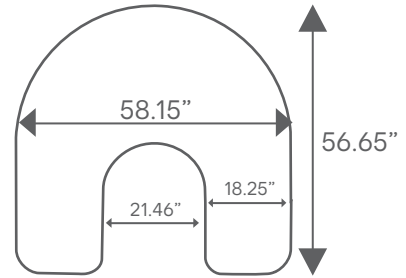
HEIGHT ADJUSTABLE:
GLIDES: 21"-32"
CASTERS: 23"-34"

HYVE



HEIGHT ADJUSTABLE:
GLIDES: 21"-32"
CASTERS: 23"-34"

HORSESHOE




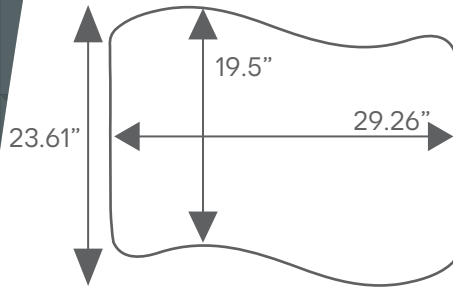
HEIGHT ADJUSTABLE:
GLIDES: 21"-32"
CASTERS: 23"-34"

ESTO TABLES

Spec Sheet

DIMENSIONS

WAVE

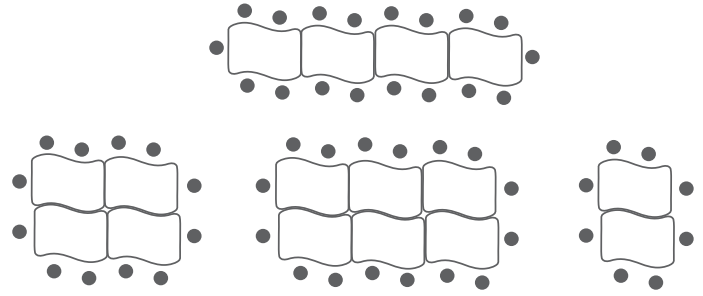


ESTO TABLES

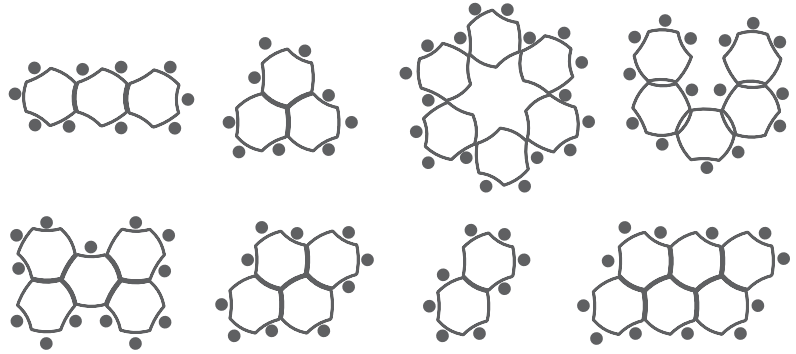
Spec Sheet

CONFIGURATION INSPIRATION

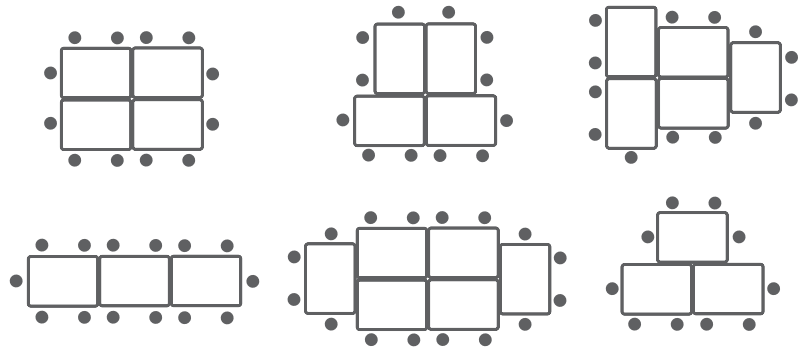
WAVE




HYVE



RECTANGLE



HOURGLASS



ESTO TABLES

Spec Sheet

FINISH OPTIONS

LEG OPTIONS:



OR



FEET OPTIONS:

GLIDES

* Glides pre-installed per leg




2" COLORED CASTERS




FINISH OPTIONS

.75" ESTO HIGH PRESSURE TOP LAMINATES (AVAILABLE ON BALTIC BIRCH OR WITH T-MOLDING)



.75" FENIX® ON BALTIC BIRCH:



ESTO T-MOLDING:

