



# KASTA WASTE RECEPTACLE





# INTRO

## 01

KASTA takes recycling seriously, designed to be used independently or ganged to create just the right disposal streams for virtually any locale and anticipated load. Ultra-legible labeling — including text and pictographs — helps solve the all-too-common what-goes-where conundrum. And a faceted, architectural form and carefully curated finish palette make integration into commercial interiors easy and elegant. Made in the USA.






# KASTA





# NEW: KASTA PLANTERS





# OVERVIEW

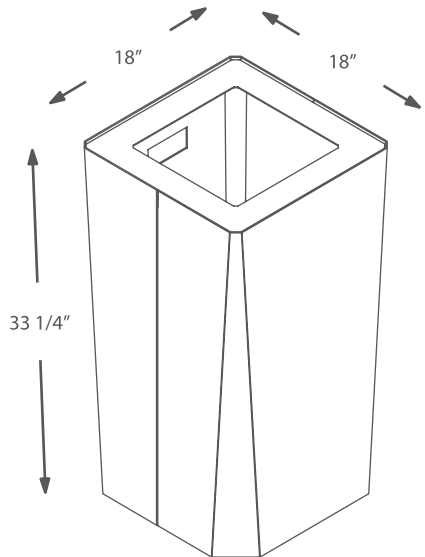
KST-1818L

02

**Model: KST-1818L**

45 gallon, powder coated steel, square body waste receptacle with internal rigid liner, removable aluminum top, bag ring and adjustable glides.

Pre-Consumer Recycled Content: 33%  
Post-Consumer Recycled Content: 54%  
Total Recycled Content: 87%  
Post Life Recyclability: 98%

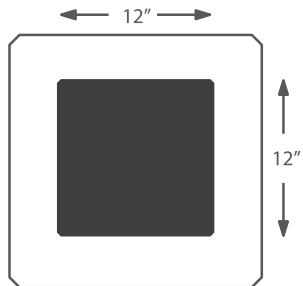


### Body Finish Colors

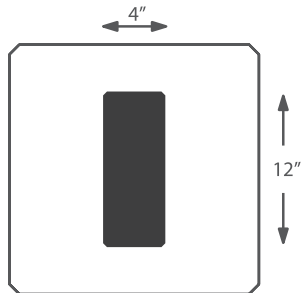
-  Matte White RAL 9003
-  Matte Grey White RAL 9002
-  Matte Beige RAL 7032
-  Matte Grey RAL 7001
-  Matte Anthracite RAL 7016
-  Matte Black RAL 9011

### Top Finish Colors

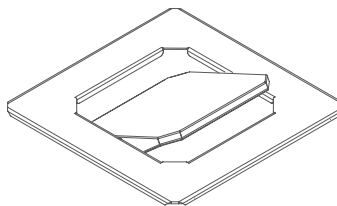
-  Matte White RAL 9003
-  Matte Grey White RAL 9002
-  Matte Beige RAL 7032
-  Matte Grey RAL 7001
-  Matte Anthracite RAL 7016
-  Matte Black RAL 9011
-  Matte Blue RAL 5009
-  Matte Green RAL 6011
-  Matte Brown RAL 8002



Waste Opening



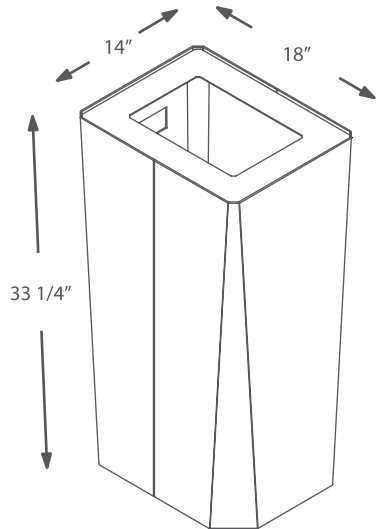
Recycling Opening



Counterbalance Swing Top

# OVERVIEW

KST-1814L



**Model: KST-1814L**

35 gallon, powder coated steel, rectangular body waste receptacle with internal rigid liner, removable aluminum top, bag ring and adjustable glides.

Pre-Consumer Recycled Content: 33%

Post-Consumer Recycled Content: 54%

Total Recycled Content: 87%

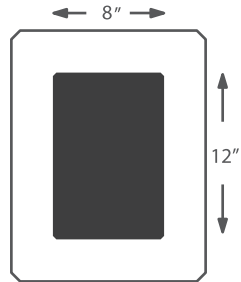
Post Life Recyclability: 98%

### Body Finish Colors

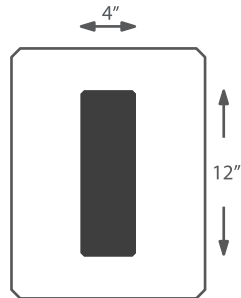
- Matte White RAL 9003
- Matte Grey White RAL 9002
- Matte Beige RAL 7032
- Matte Grey RAL 7001
- Matte Anthracite RAL 7016
- Matte Black RAL 9011

### Top Finish Colors

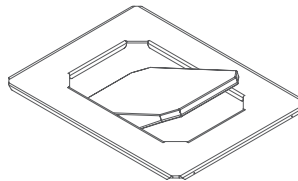
- Matte White RAL 9003
- Matte Grey White RAL 9002
- Matte Beige RAL 7032
- Matte Grey RAL 7001
- Matte Anthracite RAL 7016
- Matte Black RAL 9011
- Matte Blue RAL 5009
- Matte Green RAL 6011
- Matte Brown RAL 8002



Waste Opening



Recycling Opening



Counterbalance Swing Top

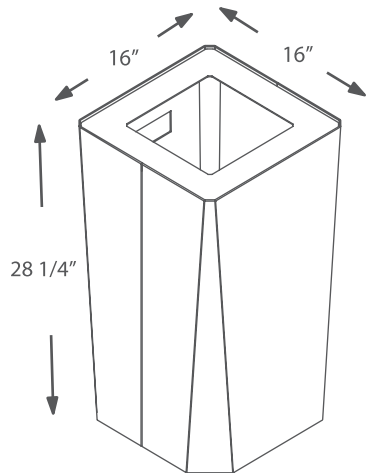
# OVERVIEW

KST-1616L

**Model: KST-1616L**

30 gallon, powder coated steel, square body waste receptacle with internal rigid liner, removable aluminum top, bag ring and adjustable glides.

Pre-Consumer Recycled Content: 32%  
Post-Consumer Recycled Content: 54%  
Total Recycled Content: 86%  
Post Life Recyclability: 98%

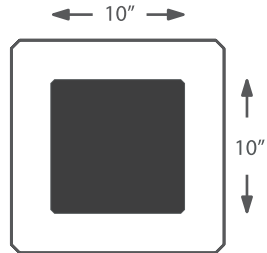


### Body Finish Colors

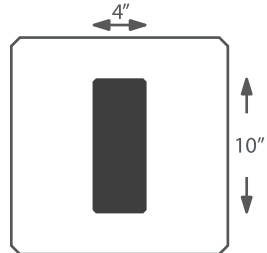
- Matte White RAL 9003
- Matte Grey White RAL 9002
- Matte Beige RAL 7032
- Matte Grey RAL 7001
- Matte Anthracite RAL 7016
- Matte Black RAL 9011

### Top Finish Colors

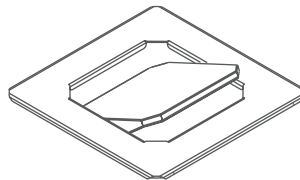
- Matte White RAL 9003
- Matte Grey White RAL 9002
- Matte Beige RAL 7032
- Matte Grey RAL 7001
- Matte Anthracite RAL 7016
- Matte Black RAL 9011
- Matte Blue RAL 5009
- Matte Green RAL 6011
- Matte Brown RAL 8002



Waste Opening



Recycling Opening



Counterbalance Swing Top

# OVERVIEW

KST-1612L

**Model: KST-1612L**

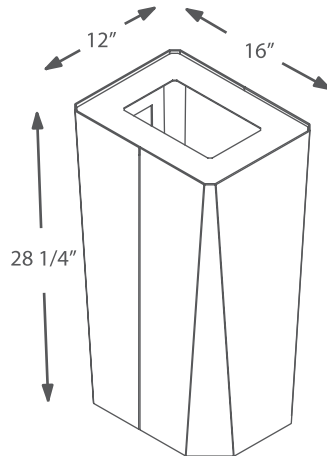
22 gallon, powder coated steel, rectangular body waste receptacle with internal rigid liner, removable aluminum top, bag ring and adjustable glides.

Pre-Consumer Recycled Content: 32%

Post-Consumer Recycled Content: 55%

Total Recycled Content: 87%

Post Life Recyclability: 97%

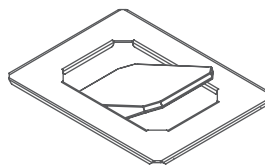
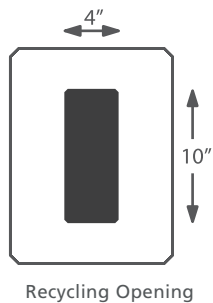
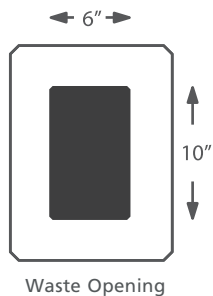


### Body Finish Colors

-  Matte White RAL 9003
-  Matte Grey White RAL 9002
-  Matte Beige RAL 7032
-  Matte Grey RAL 7001
-  Matte Anthracite RAL 7016
-  Matte Black RAL 9011

### Top Finish Colors

-  Matte White RAL 9003
-  Matte Grey White RAL 9002
-  Matte Beige RAL 7032
-  Matte Grey RAL 7001
-  Matte Anthracite RAL 7016
-  Matte Black RAL 9011
-  Matte Blue RAL 5009
-  Matte Green RAL 6011
-  Matte Brown RAL 8002

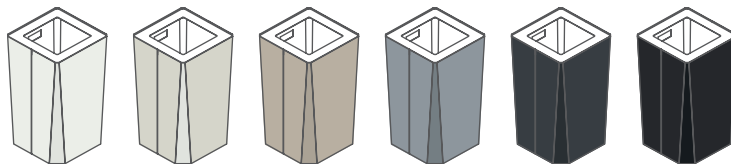


Counterbalance Swing Top

# DETAILS

## COLOR PALETTE

03



### Body Finish Colors



Matte White RAL 9003



Matte Grey White RAL 9002



Matte Beige RAL 7032




Matte Grey RAL 7001












Matte Anthracite RAL 7016



Matte Black RAL 9011



## Top Finish Colors

	Matte White RAL 9003
	Matte Grey White RAL 9002
	Matte Beige RAL 7032
	Matte Grey RAL 7001
	Matte Anthracite RAL 7016
	Matte Black RAL 9011
	Matte Blue RAL 5009
	Matte Green RAL 6011
	Matte Brown RAL 8002

# DETAILS

## LABELS AND PLACEMENT

### Labels

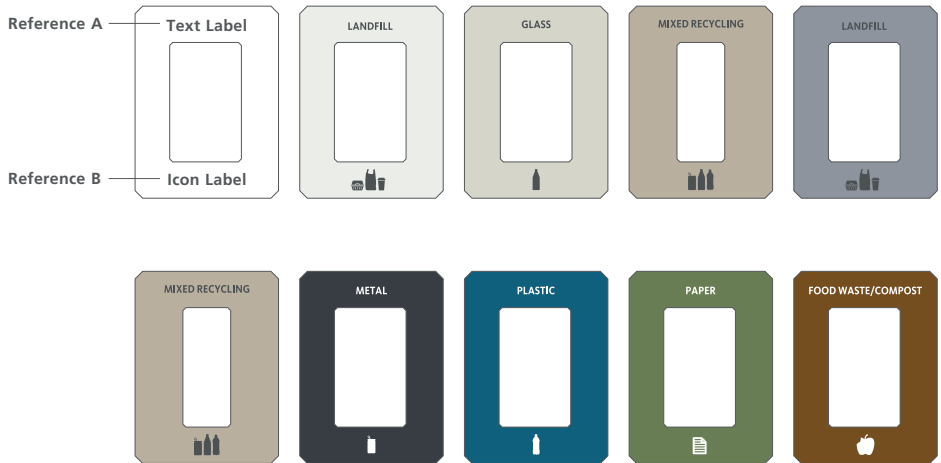
Each KASTA unit can be specified with text labels, icon labels, or both in Dark Grey or White. Units can also be specified without labels.



Dark Grey



White



Labels	Icon Labels	Text Labels
Mixed Recycling		<b>MIXED RECYCLING</b>
Metal		<b>METAL</b>
Glass		<b>GLASS</b>
Plastic		<b>PLASTIC</b>
Paper		<b>PAPER</b>
Food Waste/ Compost		<b>FOOD WASTE / COMPOST</b>
Landfill		<b>LANDFILL</b>

# DETAILS

## SPECIFICATION SUMMARY

### HOW TO ORDER

What needs to be specified

1

SELECT MODEL

2

SELECT BODY  
COLOR

3

SELECT TOP  
COLOR

4

SELECT TOP  
OPENING

5

SELECT LABEL(S),  
PLACEMENT &  
COLOR

## EXAMPLE ORDER

### Example specification



1

KST-1612L

2

MATTE GREY  
WHITE RAL 9002  
BODY

3

MATTE GREEN  
RAL 6011 TOP

4

RECYCLING  
OPENING

5

REF A: PAPER TEXT  
LABEL IN WHITE;  
REF B: PAPER ICON  
LABEL IN WHITE