

HORIZON™ TEACHER'S MOBILE WORKSTATION

MADE BY  MARCO



FEATURES

- Dry Erase riser tabletop with cord management
- 3/4" thick particleboard substrate with thermally-fused laminate surface on both sides
- 3mm PVC edge banding
- 3/4" White Dry Erase back panel
- Steel frame support tubes with caster mounts
- 3" black heavy duty locking casters
- Power Module with 3 AC outlets, 2 USB ports and 8-foot cord reach
- (6) adjustable shelves for convenient storage



Power Module with 3 AC outlets with 2 USB ports



(6) Adjustable Shelves

DOOR MODELS INCLUDE:

- 270° swing 5 knuckle institutional hinges
- Color-matched hardened plastic door handles
- Keyed door lock














White Dry Erase Panel on back



3-inch lockable swivel casters

LAMINATE / EDGE BAND COLOR COMBINATION OPTIONS

										
Storm Gray w/ Black EB A2	Storm Gray w/ Navy EB A3	Storm Gray w/ Blue EB A4	Storm Gray w/ Apple EB A5	Storm Gray w/ Gray EB 24	Storm Gray w/ Red EB A6	Storm Gray w/ Blueberry EB A7	Storm Gray w/ Orange EB B1	Storm Gray w/ Purple EB B4	Asian Night w/ Black EB L8	Pewter Mesh w/ Black EB M1

MODEL	DESCRIPTION	DIMENSIONS	WEIGHT	F.C.
39-11010-4-xxM	Teacher's Mobile Workstation	42"W x 39.5"H x 21.25"D	198 lbs	175

LEAD-TIME: All models and colors listed ship within 4-6 weeks. **NOTE:** To ship in 4-6 weeks, all products on a purchase order must be 6-week lead-time models or less. If any item on a purchase order is not considered a 6-week lead-time item or less, the entire order will ship at the time the longest lead-time item is available.

